

Quick Operation Guide



While holding down the [DEMO/SONG], [PIANO/VOICE], or [METRONOME] button, press the highlighted keys shown below to select voice demos etc, or set parameters. (Refer to the diagram 1/2/3 below.)

1

DEMO/SONG +

| | | | | | | | | | | | | | | | | | | | | | | | | | | | | | | | | | | | | | | | | | | | | | | | | | | | | | | | | | | | | | | | | | | | | | | | | | | |
|------------|-----|-----|-----|-----|-----|-------------------|-------------------|----------------|----------------|-------------------|-------------------|---------------------------------------|--------------------|--------------|------------|------------|------------|------------|------------|------------|------------|------------|------------|-------------------------------|-------------|-------------|-------------|-------------|-------------|-------------|-------------|-------------|-------------|-------------|-------------|-------------|-------------|-------------|-------------|-------------|-------------|-------------|-------------|-------------|-------------|-------------|-------------|-------------|-------------|-------------|-------------|-------------|-------------|-------------|-------------|-------------|-------------|-------------|-------------|-------------|-------------|-------------|-------------|-------------|----------|----------|----------|----------|----------|----------|----------|----------|----------|-----------|
| Voice Demo | | | | | | | | | | | | Preset Song (50 greats for the Piano) | | | | | | | | | | | | Song loaded from the computer | | | | | | | | | | | | | | | | | | | | | | | | | | | | | | | | | | | | | | | | | | | | | | | | | | |
| A#-1 | C#0 | D#0 | F#0 | G#0 | A#0 | B#0 | C#1 | D#1 | E#1 | F#1 | G#1 | A#1 | B#1 | C#2 | D#2 | E#2 | F#2 | G#2 | A#2 | B#2 | C#3 | D#3 | E#3 | F#3 | G#3 | A#3 | B#3 | C#4 | D#4 | E#4 | F#4 | G#4 | A#4 | B#4 | C#5 | D#5 | E#5 | F#5 | G#5 | A#5 | B#5 | C#6 | D#6 | E#6 | F#6 | G#6 | A#6 | B#6 | C#7 | | | | | | | | | | | | | | | | | | | | | | | | | |
| | | | | | | Grand Piano1 Demo | Grand Piano2 Demo | E. Piano1 Demo | E. Piano2 Demo | Harpischord1 Demo | Harpischord2 Demo | Church Organ1 Demo | Church Organ2 Demo | Strings Demo | Song No. 1 | Song No. 2 | Song No. 3 | Song No. 4 | Song No. 5 | Song No. 6 | Song No. 7 | Song No. 8 | Song No. 9 | Song No. 10 | Song No. 11 | Song No. 12 | Song No. 13 | Song No. 14 | Song No. 15 | Song No. 16 | Song No. 17 | Song No. 18 | Song No. 19 | Song No. 20 | Song No. 21 | Song No. 22 | Song No. 23 | Song No. 24 | Song No. 25 | Song No. 26 | Song No. 27 | Song No. 28 | Song No. 29 | Song No. 30 | Song No. 31 | Song No. 32 | Song No. 33 | Song No. 34 | Song No. 35 | Song No. 36 | Song No. 37 | Song No. 38 | Song No. 39 | Song No. 40 | Song No. 41 | Song No. 42 | Song No. 43 | Song No. 44 | Song No. 45 | Song No. 46 | Song No. 47 | Song No. 48 | Song No. 49 | Song No. 50 | 1st song | 2nd song | 3rd song | 4th song | 5th song | 6th song | 7th song | 8th song | 9th song | 10th song |

2

PIANO/VOICE +

| | | | | | | | | | | | | | | | | | | | | | | | | | | | | | | | | | | | | | | | | | | | | | | | | | | | | | | | | | | | | | | | | |
|-------|-----|-----|-----|-----|-----|--------------|--------------|-----------|-----------|--------------|--------------|---------------|---------------|---------|------|--------|--------|--------------|-----|-----|-----|-----|-----|---------------------|-----|--------------|-----|-------------------|-----|-----|-----|-----|-----|-----|-----|-----|-----|-----|-----|-----|--------------------------------------|--------------|--------------|-------------|--------------|-----|-----|-----|-----|----|---|----|----|----|----|-----------------|----|----|----|----|------------------------|----------------------|-------------------------------|---------------------|
| Voice | | | | | | | | | | | | Reverb Type | | | | | | Reverb Depth | | | | | | Dual Octave Setting | | Dual Balance | | Touch Sensitivity | | | | | | | | | | | | | | | | | | | | | | | | | | | | | | | | | | | | |
| A#-1 | C#0 | D#0 | F#0 | G#0 | A#0 | B#0 | C#1 | D#1 | E#1 | F#1 | G#1 | A#1 | B#1 | C#2 | D#2 | E#2 | F#2 | G#2 | A#2 | B#2 | C#3 | D#3 | E#3 | F#3 | G#3 | A#3 | B#3 | C#4 | D#4 | E#4 | F#4 | G#4 | A#4 | B#4 | C#5 | D#5 | E#5 | F#5 | G#5 | A#5 | B#5 | C#6 | D#6 | E#6 | F#6 | G#6 | A#6 | B#6 | C#7 | | | | | | | | | | | | | | | |
| | | | | | | Grand Piano1 | Grand Piano2 | E. Piano1 | E. Piano2 | Harpischord1 | Harpischord2 | Church Organ1 | Church Organ2 | Strings | Room | Hall 1 | Hall 2 | Stage | Off | 0 | 1 | 2 | 3 | 4 | 5 | 6 | 7 | 8 | 9 | 10 | 11 | 12 | 13 | 14 | 15 | 16 | 17 | 18 | 19 | 20 | Most suitable for the selected voice | -1 (Voice 1) | +1 (Voice 1) | 0 (Voice 2) | +1 (Voice 2) | -5 | -4 | -3 | -2 | -1 | 0 | +2 | +4 | +5 | +6 | Does not change | +1 | +3 | +5 | +6 | Does not change at all | Does not change much | Standard piano touch response | Changes very widely |

3

METRONOME +

| | | | | | | | | | | | | | | | | | | | | | | | | | | | | | | | | | | | | | | | | | | | | | | | | | | | |
|------------------|-----|-----|-----|-----|-----|-----|-----|-----|-----|-----|-----|--------------------------|-----|-----|-----|-----|-----|-------------------------------|-----|-----|-----|-----|-----|-----|-----|-------------|-----|-----|-----|-----|-----|---------------|---------------|---------------|---------------|---------------|---------------|---------------|---------------|---------------|---------------|-------------------|---------------|-------------------|-------------------|-----|-----|-----|-----|--|--|
| Metronome Volume | | | | | | | | | | | | Metronome Time Signature | | | | | | Metronome / Preset Song Tempo | | | | | | | | | | | | | | | | | | | | | | | | | | | | | | | | | |
| A#-1 | C#0 | D#0 | F#0 | G#0 | A#0 | B#0 | C#1 | D#1 | E#1 | F#1 | G#1 | A#1 | B#1 | C#2 | D#2 | E#2 | F#2 | G#2 | A#2 | B#2 | C#3 | D#3 | E#3 | F#3 | G#3 | A#3 | B#3 | C#4 | D#4 | E#4 | F#4 | G#4 | A#4 | B#4 | C#5 | D#5 | E#5 | F#5 | G#5 | A#5 | B#5 | C#6 | D#6 | E#6 | F#6 | G#6 | A#6 | B#6 | C#7 | | |
| | | | | | | 1 | 2 | 3 | 4 | 5 | 6 | 7 | 8 | 9 | 10 | 11 | 12 | 13 | 14 | 15 | 16 | 17 | 18 | 19 | 20 | No downbeat | 2/4 | 3/4 | 4/4 | 5/4 | 6/4 | Numeric key 0 | Numeric key 1 | Numeric key 2 | Numeric key 3 | Numeric key 4 | Numeric key 5 | Numeric key 6 | Numeric key 7 | Numeric key 8 | Numeric key 9 | One step decrease | Default tempo | 10 steps increase | One step increase | | | | | | |

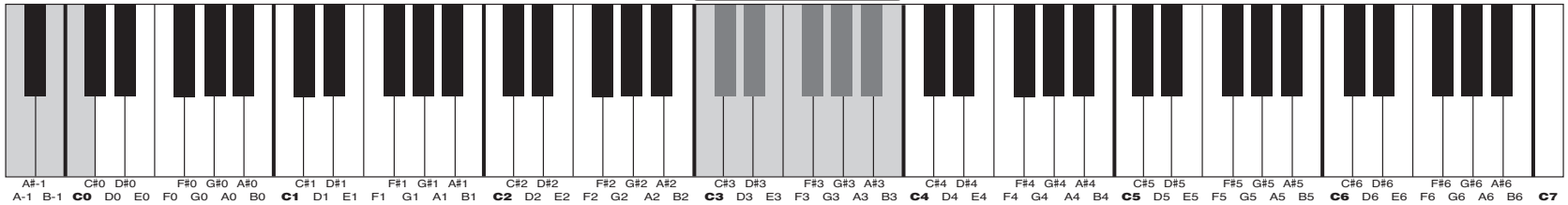
Quick Operation Guide

While holding down the highlighted leftmost keys shown below, press the other highlighted keys to set the various parameters. (Refer to the diagram **4**/**5**/**6** below.)

While holding down the [DEMO/SONG] and [PIANO/VOICE] buttons, press the highlighted keys shown below to set parameters. (Refer to the diagram **7** below.)

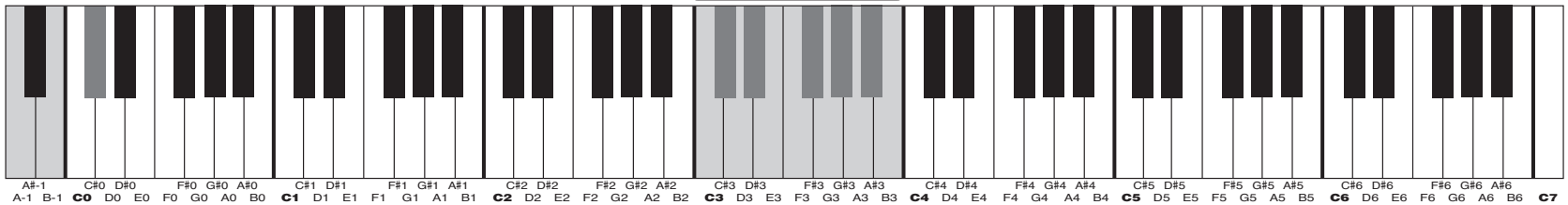
4

Tune Up: in about 0.2Hz steps (Press any highlighted key)



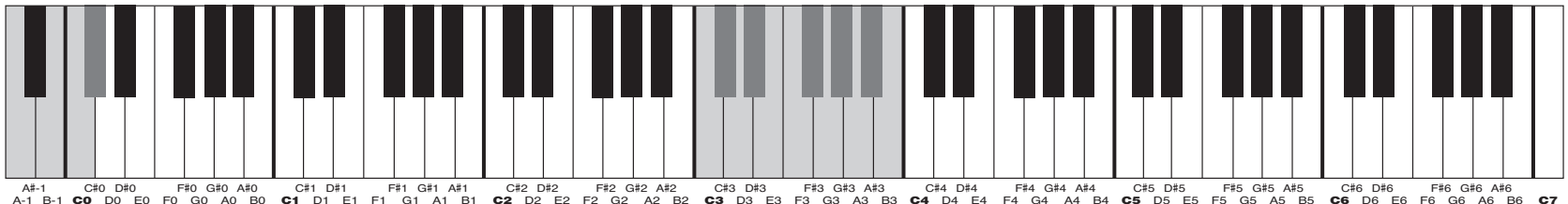
5

Tune Down: in about 0.2Hz steps (Press any highlighted key)

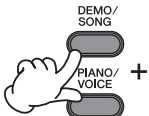


6

Standard pitch : 440.0 Hz (Press any highlighted key)



7



MIDI Transmit Channel

Transpose

MIDI Receive Channel

Local Control **Program Change** **Control Change** **Song Playback Channel**

