



# How do I program TV remote control codes to the RX-V665/HTR-6260



---

1 Press  on the remote control using a pointed object such as the tip of a ballpoint pen.

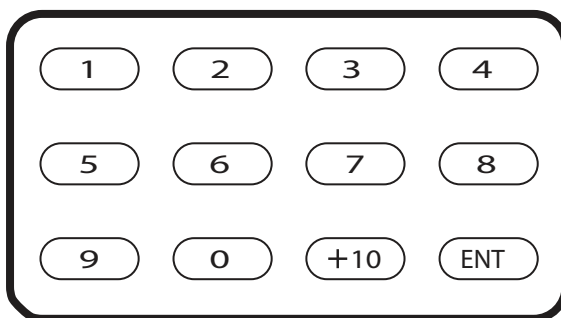
The  light on the remote control blinks twice.

---

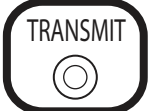
2 Press the  input button one time.

---

3 Enter a remote control code using the Numeric Keys.



Once the remote control code is registered, the

 light on the remote control blinks twice. If it fails, the light blinks six times. Repeat from step 1.